

1. Online scholarship application for Tripoli-Frederika Dollars for Scholars.

You can do all of your applying online! All you need to do is visit www.tripoli-frederika.dollarsforscholars.org and create your personal Student Profile! You'll fill in the basic information, and you'll be able to store and update things like your GPA, extracurricular activities and letters of recommendation throughout your high school and college career—which means you'll only have to fill it out once, for potentially multiple opportunities!

2. One Student Profile; LOTSof applications!

By filling out a Student Profile, you'll see any and all of our chapter's awards that you qualify for—and you can apply for them by answering just a few additional questions with a couple of clicks! And that's not all: across the nation, Scholarship America, our parent organization, is working with partners to add new scholarships to the scholarship database. Any time your profile matches the criteria for a new scholarship, no matter who's giving it out or where it's from, you'll be able to apply without filling out anything else!! This means lots of opportunities for nationally offered scholarships plus all of our local scholarships!!

3. Much more than just scholarships.

Your Student Profile and the Student Dashboard, where you fill out and update your information provide a single source for a wide array of information you need to know. As a student, you'll have free access to a wealth of financial aid and college success tools and resources; and, you will even be able to export a resume based on your high school accomplishments!

READY TO GET STARTED??

Visit us online:

TRIPOLI-FREDERIKA.DOLLARSFORSCHOLARS.ORG

To begin qualifying for local and national scholarships!

ONLINE APPLICATION CHECKLIST

To be considered for any of the scholarships offered by Tripoli-Frederika Dollars for Scholars you MUST complete the online Student Profile.

Please use this checklist to gather and organize the information you will need to complete your Student Profile.

- To be eligible for scholarships, you must be a current senior, entering your first year of college or a vocational program for the 2013-2014 academic year.
 - Juniors can begin filling out the Student Profile but will not be eligible for any of the current Tripoli-Frederika Dollars for Scholars scholarships.
- To get started with your Student Profile you will need your email address and a password of your choice to set your login information for the **“Student Dashboard.”**
 - Do NOT use your Tripoli school email address. If we need to contact you after you graduate, your school email address will no longer be valid.
- Once you are logged into the Student Dashboard review the items listed in the **“My Information”** section of the Student Dashboard.
- Know your country of citizenship and your citizenship status.
- Know your college of choice (indicate the school that is your first choice).
- Know your intended major area of study (you are not locked into this choice but your application will be more complete if you include this information).
- Have a copy of your most current high school transcript available.
- Know your school counselor’s name and email address. You will need it so that he/she can verify your transcript information.
 - delaneyk@tripoli.k12.ia.us
- Know your recommender’s email address. You will need it so that he/she can provide a recommendation on your behalf.
 - A recommender can be a teacher, employer, etc., anyone that knows you well and can provide a recommendation for you.
- Know your parent’s email address. You will need it so that he/she can complete the financial information.
 - Financial information is not required to qualify for the Tripoli-Frederika Dollars for Scholars scholarships. However, you may wish to complete the Financial Information section in order to increase your eligibility for national scholarships. Local Dollars for Scholars committee members do not see your financial information.
- To complete the financial information, your parents will need their most recent federal income tax information available.
- Write two (2) essays in response to these prompts:
 - Write about your plans as they relate to your educational objectives and career goals.
 - Describe any unusual family or personal circumstances that have affected your achievement in school, your work experience and/or your participation in school or community activities.

Visit our website to start your online Student Profile

TRIPOLI-FREDERIKA.DOLLARSFORSCHOLARS.ORG

Click on the **“Students and Parents”** tab on the top right side of the page.

FREQUENTLY ASKED QUESTIONS

Q. What do I need to do to apply for a scholarship?

A. You need to create an online Student Profile and submit your Student Profile for each individual scholarship for which you are eligible and want to apply.

Q. Is the Student Profile all that I need to complete in order to be eligible for scholarships offered by Tripoli-Frederika Dollars for Scholars?

A. Yes. The Student Profile is your biographical information that determines your eligibility for various scholarships. Once your Student Profile is fully complete you will be matched with scholarships for which you are eligible. You can then choose those scholarships for which you want to submit your Student Profile in order to be considered for that specific award.

Q. What is included in the Student Profile?

A. The Student Profile is composed of several sections including basic information, school information, academic information, supporting material, and activities, awards and employment. In order to have a fully complete Student Profile, you must complete each of the sections to the best of your ability. When each of the sections are complete, your Student Dashboard will show 100% by each section. It is strongly recommended that you attempt to fully complete each section in your Student Profile to reach 100%.

Q. How long do I have to apply for the Tripoli-Frederika Dollars for Scholars scholarships?

A. Applications MUST be completed between January 1, 2014, and March 31, 2014, by 11:59 P.M. The process to apply for scholarships offered by Tripoli-Frederika Dollars for Scholars involves two requirements: (1) a fully completed Student Profile with the Parent/ Counselor/Recommender sections complete; and, (2) submitting your complete Student Profile for scholarships for which you are eligible, and for which you want to apply. Both of the requirements must be completed within the application period, so it is advisable that you begin the process immediately.

Q. When should I start working on my Student Profile?

A. It is **highly recommended** that you start working on your Student Profile right away. The process to complete the Student Profile involves gathering a great amount of personal information, and requires your parents/counselor/ recommender to provide information on your behalf. Therefore, it is recommended that you work to have your Student Profile fully complete, with the parent/counselor/recommender sections submitted no later than March 15, 2014. By completing your Student Profile by that date, you will have two weeks remaining to submit your Student Profile for scholarships for which you are eligible and for which you want to apply.

Q. Can I edit my Student Profile and responses to scholarship specific questions once I have submitted it to be considered for a specific scholarship?

A. You can edit your Student Profile and your responses to any scholarship specific questions at any time before you hit the **“submit”** button. Once you submit your Student Profile and responses for that specific scholarship you cannot make any changes. Although you can edit your Student Profile and scholarship specific questions at any time before you hit **“submit,”** it is critical that you select **“submit”** for each scholarship specific award by the application deadline (March 31, 2014, by 11:59 P.M.).

Q. Do I have to answer all of the questions on my Student Profile?

A. No, but it is **highly** recommended that you complete all the questions to the best of your ability. The more fields that you complete, the more likely it is that you will qualify for multiple scholarships from Tripoli-Frederika Dollars for Scholars and the national database.

Q. What do the stars next to certain questions on the Student Profile section mean?

A. You must complete all the double starred (**) items in order to submit the form and you must complete all of the single starred (*) items to move your progress towards 100%. It is highly recommended that you complete all single starred (*) questions that you feel comfortable answering in order to ensure your Student Profile is fully complete and accurate.

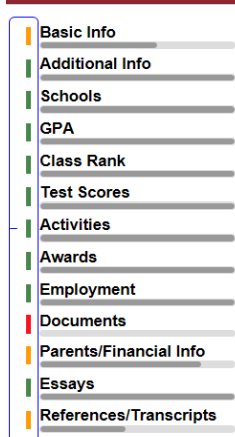
Q. How many hours should I enter for sports activities?

A. Although sports activities participation hours are required on the application, they are not used for scoring the scholarship applications. As a general rule, use 12-15 hours per week of participation for each sport. Participation hours ARE important for some other activities such as community service.

Q. Do I have to finish the application all at once in one sitting?

A. No. You can take as long as you like but you will have to log back in if you have been inactive for an extended period of time. Be sure you save your work along the way and have your Student Profile complete with the Transcript Information and Recommendation sections submitted well in advance of the application deadline. After your Student Profile is complete, you will need to also complete any scholarship specific questions for which you are eligible and want to apply.

My Information



The colored bars next to each section in your Student Profile indicate section progress.

- Green – Complete
- Yellow – Started, but not complete
- Red – Not started

If you want to check your progress towards the completion of your Student Profile, you can click on **“Back to Dashboard”** at the top right of your screen to see the next section to work on, and those sections that are not 100% complete. You can also review the **“My Information”** section on the far left side of the page to see the sections of the Student Profile that are required. In order for your Student Profile to be fully complete, the Dashboard should show the following under the My Information section of your Student Dashboard:

- Financial Information** from Parent or Guardian: **Submitted**
- Transcript Information** from Counselor: **Submitted**
- Recommendation** from Counselor or other Reference: **Submitted**

Q. My Student Profile is 100% complete in all of the sections listed. What should I do next?

A. Once your Student Profile shows that you are 100% complete in all of the required sections, you need to visit the **“My Scholarships”** section located at the bottom of the of the Student Dashboard page. You will then select **“search for new scholarships.”** By selecting **“search for new scholarships”** you will be matched with scholarships for which you may qualify. NOTE: The Tripoli-Frederika scholarships will not appear until after January 1, 2014.

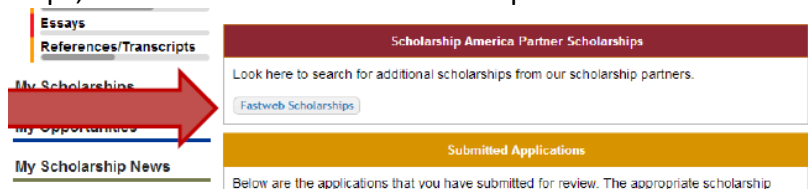
Q. I have selected “search for new scholarships” once already. Should I continue to select it throughout the application process?

A. Yes. By selecting **“search for new scholarships”** you have the opportunity to re-review those scholarships that you have already qualified for, the ones you have already applied for, and new scholarships that you may want to consider. In addition, by selecting **“search for new scholarships”** throughout the application process, the system will check to see if there are any new national scholarships that were recently posted.

Q. What are Scholarship America Partner Scholarships?

A. Scholarship America partners with other scholarship providers and scholarship search engines to provide students with access to those other resources using their one profile. To access these partner scholarships, students can **“opt in”** using the following instructions:

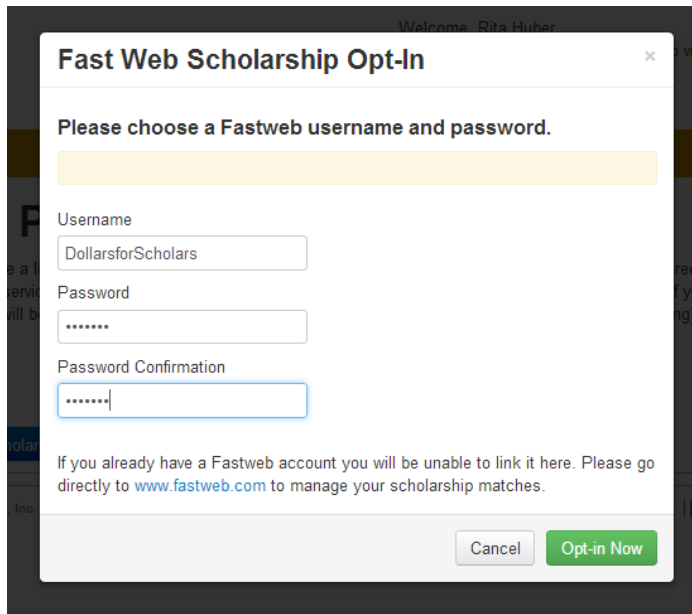
1. Log in to your student profile.
2. Go to the My Scholarships section and click to search for new scholarships.
3. On your scholarships page, scroll down to the section **“Scholarship America Partner Scholarships,”** and click the **Fastweb Scholarships** button.



4. Click the **“Opt in...”** button.



5. Complete the information on the pop-up screen to create a Fastweb account and click the **“Opt-in Now”** button to search their list of over 1.5 million scholarships.



Fast Web Scholarship Opt-In

Please choose a Fastweb username and password.

Username
DollarsforScholars

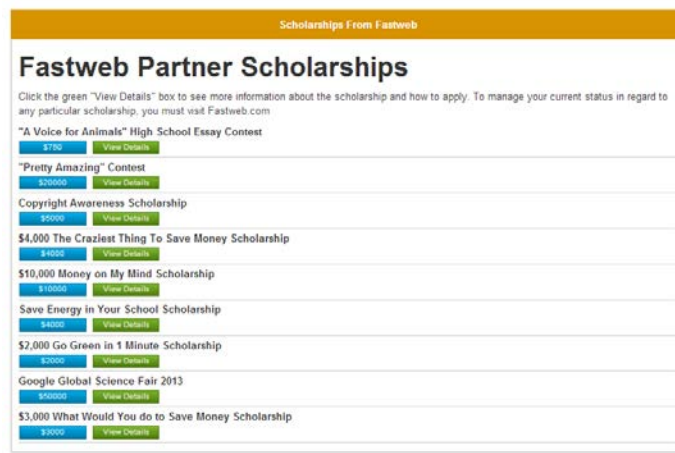
Password

Password Confirmation

If you already have a Fastweb account you will be unable to link it here. Please go directly to www.fastweb.com to manage your scholarship matches.

Cancel Opt-in Now

6. You will now be able to view and apply for Fastweb scholarships by following the directions on the page.



Scholarships From Fastweb

Fastweb Partner Scholarships

Click the green "View Details" box to see more information about the scholarship and how to apply. To manage your current status in regard to any particular scholarship, you must visit Fastweb.com

"A Voice for Animals" High School Essay Contest	\$700	View Details
"Pretty Amazing" Contest	\$20000	View Details
Copyright Awareness Scholarship	\$5000	View Details
\$4,000 The Craziest Thing To Save Money Scholarship	\$4000	View Details
\$10,000 Money on My Mind Scholarship	\$10000	View Details
Save Energy in Your School Scholarship	\$4000	View Details
\$2,000 Go Green in 1 Minute Scholarship	\$2000	View Details
Google Global Science Fair 2013	\$40000	View Details
\$3,000 What Would You do to Save Money Scholarship	\$3000	View Details

Q. When will I know if I have been selected to receive a scholarship?

A. All recipients will be notified at graduation or the Senior Awards program. **It is critical that you read and follow the directions included in the Scholarship Acknowledgement Form that is given to you at your Senior Awards program in order to claim your scholarship.**

Q. What do I need to do to claim my scholarship award?

A. In order for us to process your award, you will need to complete a Tripoli-Frederika Dollars for Scholars Scholarship Acknowledgement Form. This form is provided to you if you are selected for a scholarship. **DO NOT lose this form. You are required to submit the form, along with the required documentation by the deadline listed in order for you to receive your scholarship.** Return your Scholarship Acknowledgement Form and the required documentation to the following address:

Dollars for Scholars
PO Box 304
Tripoli, IA 50676

Q. What can I use as proof of enrollment when I submit my Scholarship Acknowledgement Form?

A. Proof of enrollment may consist of copies of any two of the following documents:

- Receipt of payment for tuition/fees from the admissions office
- Receipt of payment for campus residence hall/student housing
- Final class schedule
- Copy of student identification card
- Letter of verification of enrollment form the Admissions Office (not a provisional acceptance letter)

The following documents are **not acceptable** as proof of enrollment:

- Provisional letter of acceptance
- Preliminary class schedule
- Billing statement unless it references that charges have been paid

Q. I have read all of the information provided and I still need help. Who should I contact?

A. The person you should contact is dependent on the type of question you have. Please refer to the contacts listed below.

Eligibility question

CONTACT: Your school counselor

Technical question regarding the online Student Profile

CONTACT: Scholarship America

Use the grey and white “**Support**” button located on the left side of the screen on our Tripoli-Frederika Dollars for Scholars website

