

Completing the Recommendation



Reference Email and Link

Doc Brown,

A student, Marty McFly, has requested you complete a recommendation for him/her for Scholarship America Dollars for Scholars Scholarships.

Please click on the link below to log into your account and complete the recommendation.

Link to login: <https://public.dollarsforscholars.org/index.php?section=referencesLogin&action=home> - If this link is not active, you will need to copy/paste the URL into your browser..

Email: 1.21gigawatts@hilldale.not.email
Temporary Password: 80bb1b3718e08c83723e

Use your current login and password to complete the required information for that student as soon as possible. If you do not remember your password, please click the "Forgot Password?" link

Please [click here](#) for an instructional guide on this process.

If you have any questions or run into any issues, reply to this email with the details and we will get back to you as soon as we can.

Dollars for Scholars® Scholarship America®

In your email, click on the link provided to access the Reference login page.

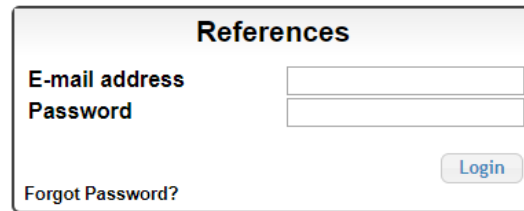
Reference Login Page

References: Welcome to the Dollars for Scholars Student Center

Reference accounts are created when your student requests information from you. If your student has requested information from you, an email has been generated to you with your log in information. Use the information in that email to log in for the first time below. When you first log in you will establish a new password that you will use moving forward. If you aren't seeing the email, be sure to check spam and have your student double check they didn't mistype your email address.

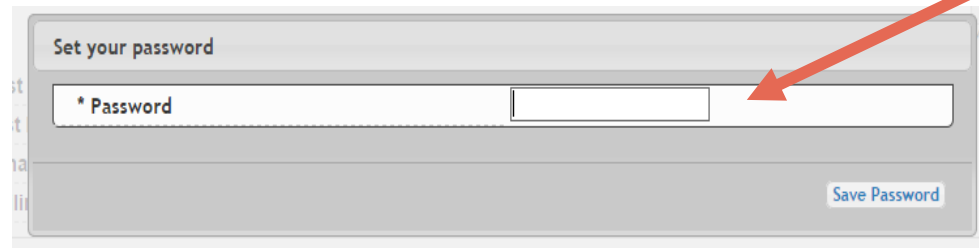
If you forget your password, you can use the "Forgot Password?" link below to reset it.

If you have any questions or issues, click the gray Support tab on the left side of the screen to submit a help ticket to us with the details of your question/issue and we'll get back to you.



The screenshot shows a login form titled "References". It contains two input fields: "E-mail address" and "Password". Below the "Password" field is a "Forgot Password?" link. A blue "Login" button is positioned to the right of the "Password" field.

- Please log in using the information provided in the email.
- If a temporary password was not provided or you do not remember your password, click "Forgot Password?" to reset it.



The screenshot shows a "Set your password" popup window. It features a single input field labeled "* Password". A blue "Save Password" button is located at the bottom right of the popup.

A popup will prompt you to set your password the first time you log in.

Adding a Recommendation

My Information

Please review and edit the following demographic information, if needed.

NOTE: If you have any questions about this process or are running into any issues, please click on the gray Support tab on the left side of the screen to send us a help ticket with the details of your issue/question.

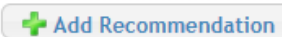
 edit

Updated 08/05/2019 by Doc Brown

First Name	Doc
Last Name	Brown
E-mail address	1.21gigawatts@hilldale.not.email
Mailing Opt Out	No
Primary Phone	222-333-4444

My Students

Please complete a recommendation for the following student(s). Click the "Add Recommendation" button and follow the instructions detailed there. Once you have completed the recommendation, you must click the "Submit Recommendation" button to complete the action.

* Legal First Name	* Legal Last Name	* Birthdate (mm/dd/yyyy)	
Marty	McFly	01/01/1999	

Click "Add Recommendation."

Submitting a Recommendation

Please select the most appropriate response to best describe what you know about the applicant. In the comments section at the bottom, you may type your response, or copy and paste from another document, such as an already written letter of recommendation. You will not be asked to upload a document, everything you want on your recommendation needs to be completed on this screen.

The applicant's choice of postsecondary education program is

The applicant's achievements reflect his/her ability

The applicant's ability to set realistic and attainable goals is

The quality of the applicants commitment to school and community is

The applicant is able to seek, find, and use learning resources

The applicant demonstrates curiosity and initiative

The applicant demonstrates good problem solving skills, follows through, and completes tasks

The applicant's respect for self and others is

Comments about applicant (do not name student)

- Select the response from each drop-down menu.
- Scroll down to ensure that all questions are answered.
- Add any additional comments (If you have a letter already prepared for the student, copy and paste it in this box).
- NOTE: Do **NOT** name the student in your comments.

- When complete, click “Save and Submit Recommendation Now.”
- To finish later, click “Save and Submit Recommendation Later.”

Submitting a Recommendation

To submit the applicant recommendation, please check the box below. Once you check this box, you are no longer able to edit this information.

* **Submit Primary Reference**



Submit

Cancel

After clicking “Save and Submit Recommendation Now”, the above box appears.

- Check the box, then click “Submit” to complete the process.
- Once you click “Submit”, you may only review the information but not make changes.
- After submitting, you will receive a confirmation email.

Questions or Issues?

My Information

Please review and edit the following demographic information, if needed.

NOTE: If you have any questions about this process or are running into any issues, please click on the gray Support tab on the left side of the screen to send us a help ticket with the details of your issue/question.


 edit

Updated 08/05/2019 by Doc Brown

First Name	Doc
Last Name	Brown
E-mail address	1.21gigawatts@hilldale.not.email
Mailing Opt Out	No
Primary Phone	222-333-4444

My Students

Please complete a recommendation for the following student(s). Click the "Add Recommendation" button and follow the instructions detailed there. Once you have completed the recommendation, you must click the "Submit Recommendation" button to complete the action.

* Legal First Name	* Legal Last Name	* Birthdate (mm/dd/yyyy)	
Marty	McFly	01/01/1999	 View Recommendation

 Support

Please click "Support" at the bottom of the page at any time for Help Desk assistance.

