

PARENT/STUDENT FREQUENTLY ASKED QUESTIONS

1) Q. What do I need to do to apply for a scholarship?

A. You need to create an online Student Profile and submit your Student Profile for each individual scholarship for which you are eligible and want to apply.

2) Q. Is the Student Profile all that I need to complete in order to be eligible for scholarships offered by Community 2000 Dollars for Scholars?

A. Yes. The Student Profile is your biographical information that determines your eligibility for various scholarships. Once your Student Profile is **fully complete** you will be matched with scholarships for which you are eligible. You can then choose those scholarships for which you want to submit your Student Profile in order to be considered for that specific award.

3) Q. What is included in the Student Profile?

A. The Student Profile is composed of several sections including basic information, school information, academic information, supporting material, and activities, awards and employment. In order to have a fully complete Student Profile, you must complete each of the sections to the best of your ability. When each of the sections are complete, your Student Dashboard will show 100% by each section. It is **strongly recommended** that you attempt to fully complete each section in your Student Profile to reach 100%.

4) Q. How long do I have to apply for the Community 2000 Dollars for Scholars scholarships?

A. Applications **MUST** be completed between **January 1, 2018 and April 15, 2018 by 11:59 P.M.** The process to apply for scholarships offered by Community 2000 Dollars for Scholars involves three requirements: (1) a fully completed Student Profile with the Parent/Counselor/Recommender sections complete; (2) submitting your complete Student Profile for scholarships for which you are eligible, and for which you want to apply; and (3) submitting an essay and Financial Information form. **ALL** of the requirements **must** be completed within the application period, so it is advisable that you **begin the process immediately**.



PARENT/STUDENT FREQUENTLY ASKED QUESTIONS

5) Q. When should I start working on my Student Profile?

A. It is **highly recommended** that you start working on your Student Profile right away. The process to complete the Student Profile involves gathering a great amount of personal information, and requires your parents/counselor/recommender to provide information on your behalf. Therefore, it is recommended that you work to have your Student Profile fully complete, with the parent/counselor/recommender sections submitted no later than **March 1, 2018**. By completing your Student Profile by that date, you will have ten (10) weeks remaining to submit your Student Profile for scholarships for which you are eligible and for which you want to apply.

6) Q. Do I need to have a Social Security (SSN) card to apply?

A. It is implied that you have to have a Social Security card, but it is not required. The SSN will not impact the selection process.

7) Q. Can I edit my Student Profile after I have completed it?


A. Yes. You can edit or change your Student Profile at any time.

8) Q. Can I edit my Student Profile and responses to scholarship specific questions once I have submitted it to be considered for a specific scholarship?

A. You can edit your Student Profile and your responses to any scholarship specific questions at any time before you hit the **“submit”** button. Once you submit your Student Profile and responses for that specific scholarship you **cannot** make any changes. Although you can edit your Student Profile and scholarship specific questions at any time before you hit **“submit,”** it is critical that you select **“submit”** for each scholarship specific award by the application deadline (April 15, 2018 by 11:59 P.M.).

9) Q. Do I have to answer all of the questions on my Student Profile?

A. No, but it is **highly** recommended that you complete all the questions to the best of your ability. The more fields that you complete, the more likely it is that you will qualify for multiple scholarships from Community 2000 Dollars for Scholars and the national database.



PARENT/STUDENT FREQUENTLY ASKED QUESTIONS

10) Q. What do the stars next to certain questions on the Student Profile section mean?

A. You must complete all the double starred (**) items in order to submit the form and you must complete all of the single starred (*) items to move your progress towards 100%. It is highly recommended that you complete all single starred (*) questions that you feel comfortable answering in order to ensure your Student Profile is fully complete and accurate.

11) Q. Do I have to finish the application all at once in one sitting?


A. No. You can take as long as you like but you will have to log back in if you have been inactive for an extended period of time. Be sure you save your work along the way and have your Student Profile complete with the Financial Information, Transcript Information, and Recommendation sections submitted well in advance of the application deadline. After your Student Profile is complete, you will need to also complete any scholarship specific questions for which you are eligible and want to apply.

If you want to check your progress towards the completion of your Student Profile, you can click on **“Back to Dashboard”** at the top right of your screen to see the next section to work on, and those sections that are not 100% complete. You can also review the **“My Information”** section on the far left side of the page to see the sections of the Student Profile that are required. In order for your Student Profile to be fully complete, the Dashboard should show the following under the My Information section of your Student Dashboard:

- **Financial Information** from Parent or Guardian: **Submitted**
- **Transcript Information** from Counselor: **Submitted**
- **Recommendation** from Counselor or other Reference: **Submitted**

12) Q. My Student Profile is 100% complete in all of the sections listed. What should I do next?

A. Once your Student Profile shows that you are 100% complete in all of the required sections, you need to visit the **“My Scholarships”** section located at the bottom of the of the Student Dashboard page. You will then select **“search for new scholarships.”** By selecting **“search for new scholarships”** you will be matched with scholarships for which you may qualify.



PARENT/STUDENT FREQUENTLY ASKED QUESTIONS

13) Q. I visited the “My Scholarships” section on the Dashboard and selected “search for new scholarships” for which I qualify. Why am I asked the same questions multiple times? Do I need to answer all of the questions again?

A. Each individual scholarship offered by Community 2000 Dollars for Scholars requires a separate answer to determine your eligibility for that scholarship. Although you will see the same question over and over, each question is being used to determine your eligibility for a separate scholarship. Answer the same questions the same way each time.

14) Q. I have selected “search for new scholarships” once already. Should I continue to select it throughout the application process?


A. Yes. By selecting “search for new scholarships” you have the opportunity to re-review those scholarships that you have already qualified for, the ones you have already applied for, and new scholarships that you may want to consider. In addition, by selecting “search for new scholarships” throughout the application process, the system will check to see if there are any new national scholarships that were recently posted.

15) Q. How long should my essays be?

A. There are two essay questions and you should write between 300-500 words per question. Be sure to address the specific question and not just write a generic response.

16) Q. When will I know if I have been selected to receive a scholarship?

A. All recipients will be notified in June 2016 at your Senior Awards program. Your name will be announced and you will be given a Letter of Congratulations and a Scholarship Acknowledgement Form for you to complete. **It is critical that you read and follow the directions included in the Scholarship Acknowledgement Form that is given to you at your Senior Awards program in order to claim your scholarship.**



PARENT/STUDENT FREQUENTLY ASKED QUESTIONS

17) Q. What do I need to do to claim my scholarship award?

A. In order for us to process your award, you will need to complete a Community 2000-Dollars for Scholars Scholarship Acknowledgement Form. This form is provided to you at your Senior Awards program if you are selected for a scholarship. **DO NOT lose this form. You are required to submit the form, along with the required documentation by the deadline listed in order for you to receive your scholarship.** Return your Scholarship Acknowledgement Form and the required documentation to the following address:

**Community 2000 Education Foundation
PO Box 1161
Charlestown, RI 02813**

In addition you must sign in to the Community 2000/Dollars for Scholars website, [Community 2000-Dollars for Scholars](http://Community2000-DollarsforScholars.org), and indicate your acceptance of the scholarship.


18) Q. What can I use as proof of enrollment when I submit my Scholarship Acknowledgement Form?

A. Proof of enrollment may consist of copies of any two of the following documents:

- Receipt of payment for tuition/fees from the admissions office
- Receipt of payment for campus residence hall/student housing
- Final class schedule
- Copy of student identification card
- Letter of verification of enrollment from the Admissions Office (not a provisional acceptance letter)

The following documents are **not acceptable** as proof of enrollment:

- Provisional letter of acceptance
- Preliminary class schedule
- Billing statement unless it references that charges have been paid



PARENT/STUDENT FREQUENTLY ASKED QUESTIONS

19) Q. I have read all of the information provided and I still need help. Who should I contact?

A. The person you should contact is dependent on the type of question you have. Please refer to the contacts listed below.

- **Eligibility question**

CONTACT: Community 2000 Dollars for Scholars

By Email: scholarship@community2000.org

- **School specific question**

CONTACT: Your assigned school counselor

- **Technical question regarding the online Student Profile**

CONTACT: Scholarship America

Use the grey and white **“Support”** button located on the left side of the screen on our [Community 2000-Dollars for Scholars](http://www.community2000-dollarsforscholars.org) website