

How to Accept Scholarships from the Student Profile

1. After logging back into your profile (log in page is <https://public.dollarsforscholars.org>), click on the “Accept Scholarships” button under the My Scholarships header.

Scholarship America®
Dollars for SCHOLARS®

Welcome, Rue Tabaga
Your Chapter Matches click below to view their website
[NA9999 - National Scholarships - DFS](#)
[Test - Test Callie](#)

Logout Help

My Information
 Your profile is 100% complete.
[Work on Profile](#)
 To have a complete profile, the following supplementary information may be required. Request this information by going to the appropriate section of your profile. Current status of these pieces are:
[Financial Information](#) from Parent or Guardian: **Student does not wish to enter financial information**
[Transcript Information](#) from School Official: **Requested**
[Recommendation](#) from Reference: **Requested**
[Consent](#) from Parent or Guardian: **Over 18; consent not required**

My Opportunities
[Back](#) [Next](#)
 Look here for announcements from your Chapter
Enterprise Education Foundation Scholarship Program: Only the first 100 Applications will be considered for acceptance
Wells Fargo Veterans Emergency Grants: One-time awards to help veteran students face financial setbacks
Wells Fargo Veterans Scholarships: Renewable awards for U.S. military veterans and spouses
[Read More](#)
[Back](#) [Next](#)

My Scholarship News
 Look here for news from Scholarship America
 Many community college grads continue to out-earn B.A. holders a decade after graduation: Many community college grads were out-earning bachelor's degree holders. It was particularly true for those with vocational two-year degrees, in fields such as air-traffic control, dental hygiene or prison management.
 How to select what to study in college: hether or not to attend college. News articles tell us that the Bureau of Labor Statistics projects that total employment in this country is expected to increase by 20.5 million jobs through 2020, with 88 percent of the detailed

My Scholarships
[Search for Scholarships](#) Search to see if you match to or if there are any updates to any open scholarships.
[Accept Your Scholarships](#) Accept your scholarships **IF** you have been awarded.
 Check this section often, as scholarships open and close all the time. We recommend you check back weekly so you do not miss any new opportunities.

2. Scroll down to “Scholarships I’ve Been Awarded” and click on the “Accept Scholarship” button. This will take you to the Scholarship Acknowledgement Form.

Scholarships I've Been Awarded

Below are the scholarships you have been awarded. Check the current status:

- Awarded - Click “Accept Scholarship” to provide the required information before the deadline date or risk losing your scholarship.
- Applicant Accepted – the affiliate is waiting to distribute the scholarship funds.
- Disbursed – The scholarship funds have been sent to the school.
- Disbursement pending – You have indicated that you accept the scholarship, but will be using the funds in the future. Contact the local affiliate when you wish to access the scholarship funds.

Scholarship	Status	Decision Date	Form Due Date	
To Brie or not to Brie Theater Scholarship - 2016 - 2017	Awarded	09/26/2016	08/31/2017	Accept Scholarship

How to Accept Scholarships from the Student Profile

3. Enter or confirm your College Information, Student ID, and Current Contact Information. The college you are attending and student ID are required fields. If you do not know your student ID yet, please enter 0000 and then update this information on the Schools page of your Student Profile when you receive it. Once everything is entered/confirmed, scroll to the bottom of the form and click the "Agree to Terms and Conditions" button.

My Scholarship Applications

Scholarship Acknowledgement Form

I, **Rue Tabaga**, acknowledge that I am the recipient of the **To Brie or not to Brie Theater Scholarship - 2016** in the amount of **\$500.00** provided by **Test Callie**.

I have been accepted and plan to attend
Gustavus Adolphus College
800 West College Avenue
St. Peter, Minnesota 56082

I will begin this year's schooling on: **08/22/2016**
Your College Student ID is: **0000**
(If this is blank, click the "edit school information" button below)

Note: If this changes or you need to defer your scholarship, please notify **Test Callie**, chartmann@scholarshipamerica.org immediately and update the information in the Schools section of your profile.

[Edit School Information](#)

My Current Contact Information:
One Scholarship Way
NORTHROP, Minnesota 56082
hartmann.callie+percent@gmail.com
555-555-5555

[Edit Contact Information](#)

I agree to permit **Test Callie** to confer with my postsecondary institution to verify my enrollment during the term of my award.

I understand that I must use this scholarship for the upcoming school year, unless I delay entrance or need to delay the use of the award as indicated by my financial aid package. Should I choose not to attend a postsecondary institution, or should I fail to complete the proper forms on time, I understand that my scholarship will be null and void.

I understand that this form must be updated on or before **08/31/2017**. My failure to update this Scholarship Acknowledge form by this date will result in the forfeiture of my scholarship.

I agree that by choosing to accept this award from **Test Callie**, that **Test Callie**, its parent organization, Scholarship America®, and its affiliated programs and regional offices, may use my name, my photograph or likeness, the name of my community, the name and address of my school, the amount of the award, and the name of the postsecondary institution I will attend in press releases, public announcements, and other fundraising or promotional materials in all media (including the Internet), to advance the nonprofit objectives of **Test Callie**, Scholarship America, and their affiliated programs.

Terms and conditions not yet agreed to.

[Agree to Terms and Conditions](#)


Confirm your college information or enter it now by clicking on "Edit School Information." If this information changes, you can update it on the Schools page of your profile at any time.


Confirm this information and edit anything that needs to be updated by clicking on "Edit Contact Information." You can always update this information on the Basic Info page of your profile.

How to Accept Scholarships from the Student Profile

4. Check the box to confirm your electronic signature and then click "Save."

By checking this box, you agree to the terms and conditions and verify that all information on this form is correct.

* **Electronic Signature** 




5. You have successfully accepted your scholarship! When you review the "Scholarships I've Been Awarded" section of the My Scholarships page, you will see that the status of your scholarship is now Applicant Accepted. You can use the "View Agreement" button to review your Scholarship Acknowledgement Form at any time.

Scholarships I've Been Awarded

Below are the scholarships you have been awarded. Check the current status:

- Awarded - Click "Accept Scholarship" to provide the required information before the deadline date or risk losing your scholarship.
- Applicant Accepted – the affiliate is waiting to distribute the scholarship funds.
- Disbursed – The scholarship funds have been sent to the school.
- Disbursement pending – You have indicated that you accept the scholarship, but will be using the funds in the future. Contact the local affiliate when you wish to access the scholarship funds.

Scholarship	Status	Decision Date	Form Due Date	
To Brie or not to Brie Theater Scholarship - 2016 - 2017	Applicant Accepted	09/26/2016	08/31/2017	View Agreement 

When will my scholarship funds be sent to my college?

When the funds are sent depends on the local chapter who awarded you the scholarship. Please contact them directly to confirm their timeline and if they have any requirements you must complete before the check will be sent. You can find contact information for your local chapter on their webpage on the "Chapter Contact" tab.