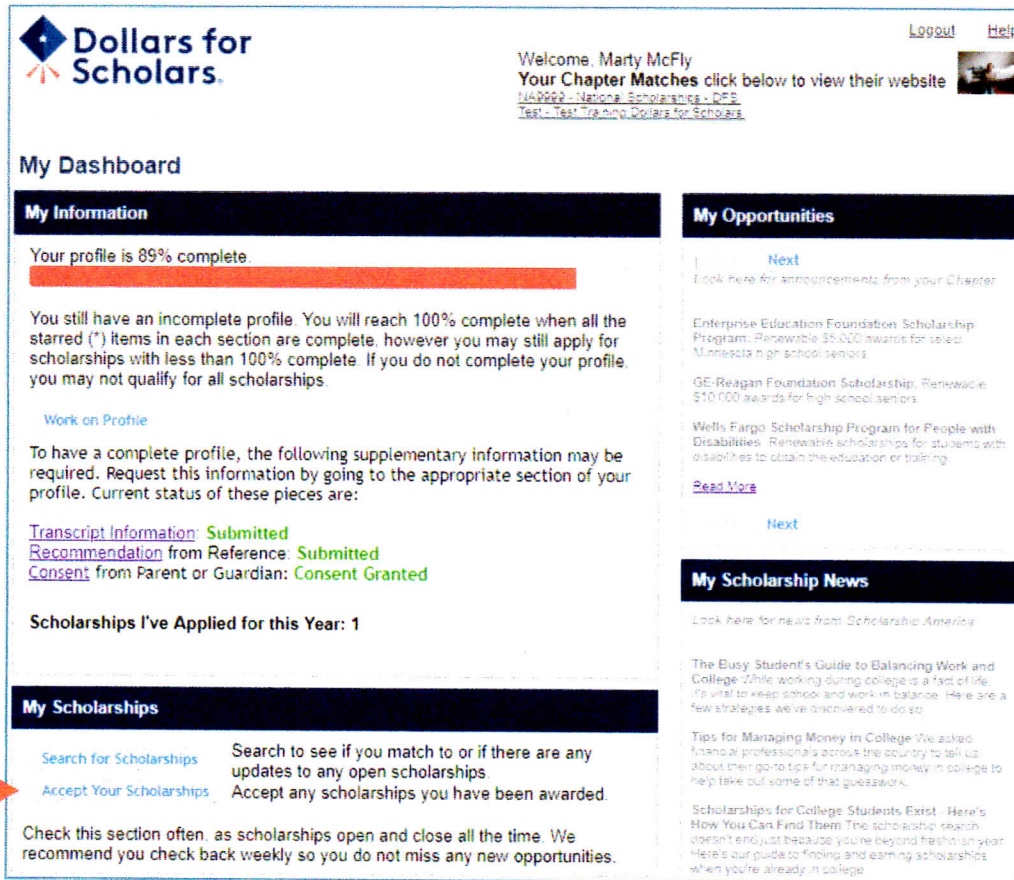


## How to Accept Scholarships in the Student Profile

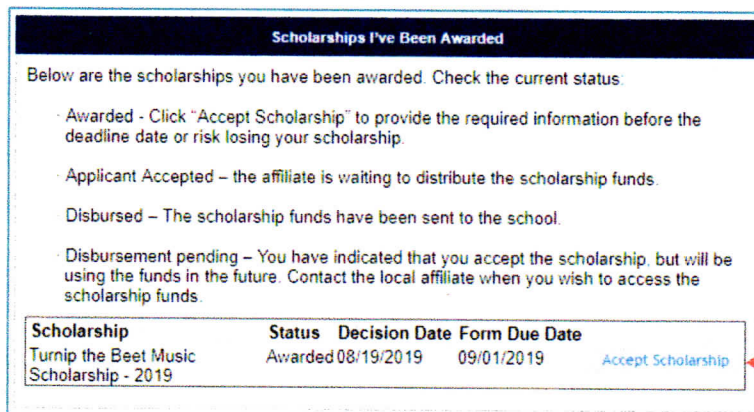
Congratulations on your award! Take the following steps to accept your awarded scholarship.

1. After logging into your profile (log in page is <https://public.dollarsforscholars.org>), click "Accept Your Scholarships" under the My Scholarships header.



The screenshot shows the 'My Dashboard' page. On the left, under 'My Information', there's a progress bar indicating 'Your profile is 89% complete'. Below this, it says 'You still have an incomplete profile. You will reach 100% complete when all the starred (\*) items in each section are complete. However you may still apply for scholarships with less than 100% complete. If you do not complete your profile, you may not qualify for all scholarships.' There are links for 'Transcript Information: Submitted', 'Recommendation from Reference: Submitted', and 'Consent from Parent or Guardian: Consent Granted'. Under 'Scholarships I've Applied for this Year: 1', there's a 'My Scholarships' section with two links: 'Search for Scholarships' and 'Accept Your Scholarships'. An orange arrow points to the 'Accept Your Scholarships' link. On the right, there's a 'My Opportunities' section with links to 'Enterprise Education Foundation Scholarship Program', 'GE Reagan Foundation Scholarship', and 'Wells Fargo Scholarship Program for People with Disabilities'. Below that is a 'My Scholarship News' section with links to 'The Busy Student's Guide to Balancing Work and College' and 'Tips for Managing Money in College'.

2. On the My Scholarships page, scroll down to "Scholarships I've Been Awarded." Click "Accept Scholarship." You will be taken to the Scholarship Acknowledgement Form.



The screenshot shows the 'Scholarships I've Been Awarded' page. It lists the status of awarded scholarships: 'Awarded - Click "Accept Scholarship" to provide the required information before the deadline date or risk losing your scholarship.', 'Applicant Accepted - the affiliate is waiting to distribute the scholarship funds.', 'Disbursed - The scholarship funds have been sent to the school.', and 'Disbursement pending - You have indicated that you accept the scholarship, but will be using the funds in the future. Contact the local affiliate when you wish to access the scholarship funds.' Below this is a table with columns: 'Scholarship', 'Status', 'Decision Date', 'Form Due Date', and 'Accept Scholarship'. The table has one row: 'Turnip the Beet Music Scholarship - 2019', 'Awarded', '08/19/2019', '09/01/2019', and 'Accept Scholarship'. An orange arrow points to the 'Accept Scholarship' link.

| Scholarship                              | Status  | Decision Date | Form Due Date | Accept Scholarship                 |
|--|---------|---------------|---------------|------------------------------------|
| Turnip the Beet Music Scholarship - 2019 | Awarded | 08/19/2019    | 09/01/2019    | <a href="#">Accept Scholarship</a> |

## How to Accept Scholarships in the Student Profile

3. Confirm or enter your College Information, Student ID, and Current Contact Information. The college you are attending and student ID are required fields. If you do not know your student ID yet, please enter 0000 and then update this information on the Schools page of your Student Profile when you receive it. Once everything is correct, read the form and click the "Agree to Terms and Conditions."

**My Scholarship Applications**

Scholarship Acknowledgement Form

I, **Marty McFly**, acknowledge that I am the recipient of the **Turnip the Beet Music Scholarship** in the amount of **\$1,000.00** provided by **Test Training Dollars for Scholars**.

I have been accepted and plan to attend  
University of Iowa  
101 Jessup Hall  
Iowa City, Iowa 52242

I will begin this year's schooling on: 09/04/2019  
Your College Student ID is: 0000  
(If this is blank, click the "edit school information" button below)

Note: If this changes or you need to defer your scholarship, please notify **Test Training Dollars for Scholars**, [chapternet+NotEmail@gmail.com](mailto:chapternet+NotEmail@gmail.com) immediately and update the information in the Schools section of your profile.

[Edit School Information](#)

My Current Contact Information:  
123 Hilldale  
DULUTH, Minnesota 00011  
[martinmcfly@hilldale.not.email.com](mailto:martinmcfly@hilldale.not.email.com)  
123-123-1231

[Edit Contact information](#)

I agree to permit **Test Training Dollars for Scholars** to confer with my postsecondary institution to verify my enrollment during the term of my award.

I understand that I must use this scholarship for the upcoming school year, unless I delay entrance or need to delay the use of the award as indicated by my financial aid package. Should I choose not to attend a postsecondary institution, or should I fail to complete the proper forms on time, I understand that my scholarship will be null and void.

I understand that this form must be updated on or before 09/01/2019. My failure to update this Scholarship Acknowledge form by this date will result in the forfeiture of my scholarship.

I agree that by choosing to accept this award from **Test Training Dollars for Scholars**, that **Test Training Dollars for Scholars**, its parent organization, **Scholarship America®**, and its affiliated programs and regional offices, may use my name, my photograph or likeness, the name of my community, the name and address of my school, the amount of the award, and the name of the postsecondary institution I will attend in press releases, public announcements, and other fundraising or promotional materials in all media (including the Internet), to advance the nonprofit objectives of **Test Training Dollars for Scholars**, **Scholarship America**, and their affiliated programs.

Terms and conditions not yet agreed to.

[Agree to Terms and Conditions](#)

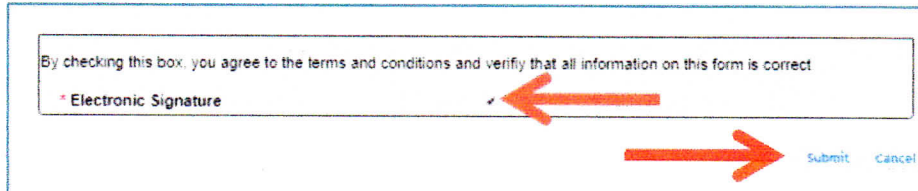
If your post-high school information is not listed in the form or needs updated, click "Edit School Information."

If your current contact information needs updated, click "Edit Contact Information."



## How to Accept Scholarships in the Student Profile

4. Check the box to confirm your electronic Signature.  
Click "Save."

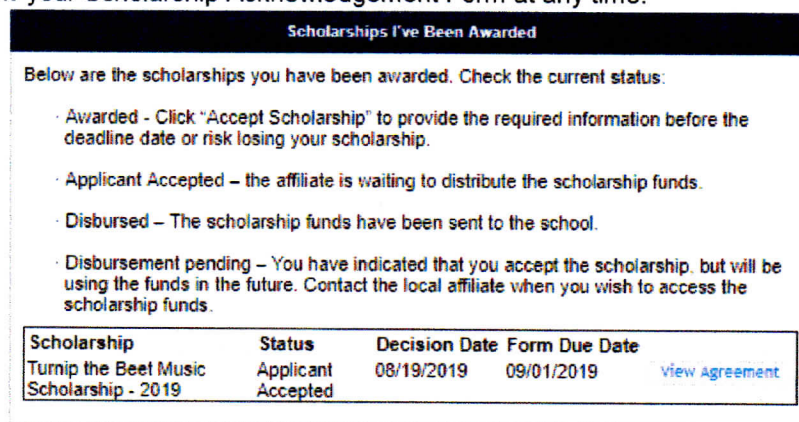


By checking this box, you agree to the terms and conditions and verify that all information on this form is correct.

☒ Electronic Signature

[Submit](#) [Cancel](#)

5. You have successfully accepted your scholarship! When you review the "Scholarships I've Been Awarded" section of the My Scholarships page, you will see that the status of your scholarship is now Applicant Accepted. You can use the "View Agreement" button to review your Scholarship Acknowledgement Form at any time.



**Scholarships I've Been Awarded**

Below are the scholarships you have been awarded. Check the current status:

- **Awarded** - Click "Accept Scholarship" to provide the required information before the deadline date or risk losing your scholarship.
- **Applicant Accepted** - the affiliate is waiting to distribute the scholarship funds.
- **Disbursed** - The scholarship funds have been sent to the school.
- **Disbursement pending** - You have indicated that you accept the scholarship, but will be using the funds in the future. Contact the local affiliate when you wish to access the scholarship funds.

| Scholarship                              | Status             | Decision Date | Form Due Date |                                |
|--|--------------------|---------------|---------------|--------------------------------|
| Turnip the Beet Music Scholarship - 2019 | Applicant Accepted | 08/19/2019    | 09/01/2019    | <a href="#">View Agreement</a> |

## When will my scholarship funds be sent to my college?

Scholarship funds are sent depending on the timeline of the local chapter that awarded the scholarship. Please contact them with questions. You can find contact information for your local chapter on their website in the "Chapter Contact" section. You'll find the link to their website in the upper right corner of your profile under "Your Chapter Matches."