

Spring, 2023

Dear Applicant,

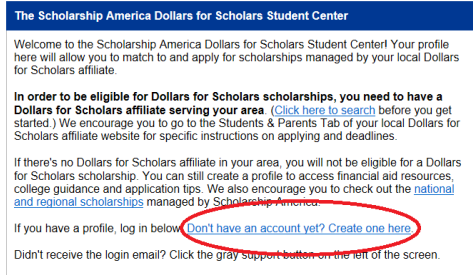
To access our application on Scholarship America's ChapterNet platform, scroll down to the bottom of this "Student and Parent" page and select "CLICK TO LOGIN" which will direct you to The Scholarship America Dollars for Scholars Student Center where you can create a student account and an online profile, which will match you to the "Marblehead Dollars for Scholars High School Awards Scholarship" for the application process.

To guide you through this process and activate your student application for consideration, please follow the attached step-by-step instructions below. Once you have an account, you will be responsible for uploading the following **required** documents to the Documents section of your profile.

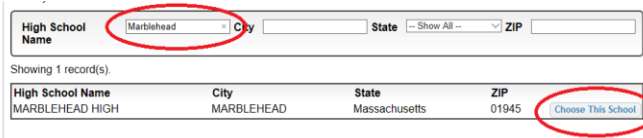
- Copy of financial aid letter from the college you plan to attend (or from your top three schools if you are not yet sure where you will enroll).
- Cost of the college you plan to attend (we consider tuition, room and board and mandatory fees; submit costs for your top three schools if you are not yet sure where you will enroll).
- Copy of FAFSA that shows your expected family contribution (EFC).
- Most recent academic transcript.
- We want to get to know you. Please write a personal statement that tells us about your interests, activities, goals and any personal information or special circumstances you want the committee to know about when considering your application.

**All applications must be completed with the required documents by
April 14, 2023.**

1. Visit <https://public.dollarsforscholars.org> or select the CLICK TO LOGIN button at the bottom of this Students & Parents page.
2. Create your new student account by clicking on the “Don’t have an account yet? Create one here” link shown below.



3. Type “Marblehead” into the High School Name search box and select “Choose This School” next to “MARBLEHEAD HIGH” as shown below.



4. Fill out the Basic Information section using your own personal information, click on the “I understand...” checkbox at the bottom, and then click “Submit” as shown below.

Step 2: Fill Out Your Basic Information

Please complete the following fields and check the box at the bottom of the page to agree to our terms and condition. All items with a double star (**) are required before the form can be submitted. If you have any issues or questions, please click on the gray ? Support button on the bottom left side of the screen to submit a help ticket to us with the details of your issue/question.

Submit Cancel

** Legal First Name: John

** Legal Last Name: Smith

** Primary State or Province: Massachusetts

** Primary Address Line 1: 1 Main St.

Primary Address Line 2:

Primary Apartment:

** Primary City: Marblehead

** Primary County: MARBLEHEAD

** ZIP or Postal Code: 01945

** Which school district do you reside in?: MARBLEHEAD

** Birthdate (mm/dd/yyyy): 01/01/2000

** Email Address: marblehead@dollarsforscholars.org

** Confirm Email Address: marblehead@dollarsforscholars.org

** Primary Phone Number: 555-555-5555

Primary Phone Text Capable - check box:

** Current Grade Level: Senior in High School

** Year Graduated/ Expected Graduation from High School: 2018

* Intended College 1: Harvard University - Cambridge

Intended College 2: Select

Intended College 3: Select

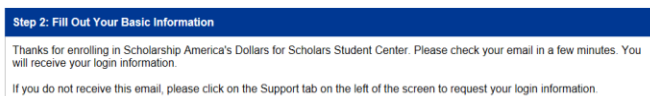
** Race: Prefer not to Answer

** Ethnicity: N/A

** I understand that my online profile contains confidential personal data. I hereby authorize Dollars for Scholars to review the information in my profile for the purpose of determining my eligibility for scholarships. I also understand and agree that Dollars for Scholars may transfer, store and process my profile data in any of its offices in conjunction with the selection process for a scholarship. I verify that I have read, understand, and agree to the guidelines for this program. By registering for an account, I consent to the statement above and to the guidelines for the Dollars for Scholars program, and I consent to receive relevant electronic communications from Scholarship America.

Submit Cancel

5. After submitting the form you will receive the following message.



6. In the email, you will receive information similar to what is listed below. Click on the link and enter your email address and temporary password.

Login page: <https://public.dollarsforscholars.org>

Email: marblehead@dollarsforscholars.org

Temporary Password: 7dc53d979de1ef006edb

7. You will be immediately prompted with the following request to change and confirm your new password. Fill out this section and click "Save Password."

* Password

* Confirm Password

Save Password

8. Confirm that your personal information is correct and then scroll to the bottom of the page and click "Save and Continue."
9. Complete doubled star information on the Additional Info and Schools sections, clicking the "Save and Continue" button at the bottom of each.
10. You will now be presented with a series of sections requesting information. You only need to complete the **Schools, GPA, Documents, Parent/Guardian Info, and Financial Info** sections.
11. First, complete the **Schools** section. Please make sure you High School Information says MARBLEHEAD HIGH. You must also add AT LEAST one college you have applied to in order to submit your application. You do not have to have made a decision about where you will attend yet and can choose "Applied" or "Accepted" or "Waiting List" for Application Status. Click "Save and Continue."
12. Next, complete the **GPA** section and click "Save and Continue."
13. Next,, scroll to the bottom of each page and click "Save and Continue" until you get to the **Documents** section. There you can upload any of the required documents you may have. (Go back to page one of these instructions for the list of required documents.) When you have finished, click "Save and Continue." You can come back to this to upload any missing documents at a later date.
14. Next, complete the **Parent/Guardian Info** section and click "Save and Continue."
15. Finally, in the **Financial Info** section you will be asked to provide your FAFSA EFC and confirm your Pell Grant eligibility. Understand that you must upload the supporting information in the Documents section, but if you know your EFC, please type it in the provided box; otherwise, type "0" (A value must be added here to avoid an error message later in the process.). If you are unsure about your Pell eligibility, select NO in response to the question, as shown below. Then click "Save and Continue."

* FAFSA EFC	<input type="text" value="0"/>
Eligible for Pell Grant	<input type="radio"/> Yes <input checked="" type="radio"/> No
Save and Continue	do not wish to include financial information

13. For the rest of the requests, simply leave the forms blank and click through the “Save and Continue” buttons as shown below.

Marblehead Dollars for Scholars, Inc. requests you complete the Goals and Aspirations Essay. Check your local Dollars for Scholars chapter instructions found in the “Students & Parents” section of their website to confirm length requirements. If no instructions are provided, there is no length requirement.

Please describe your plans as they relate to your educational and career objectives and future goals.

[Save and Continue](#) [Save and Go To Dashboard](#)

Marblehead Dollars for Scholars, Inc. requests you complete the Unusual Circumstances Essay. Check your local Dollars for Scholars chapter instructions found in the “Students & Parents” section of their website to confirm length requirements. If no instructions are provided, there is no length requirement.

Please describe how and when any unusual family or personal circumstances have affected your achievement in school, work experience, or your participation in school and community activities.

[Save and Continue](#) [Save and Go To Dashboard](#)

Transcript Request

Marblehead Dollars for Scholars, Inc. request(s) you provide transcripts.

Scholarships require the submission of a school transcript or at least verification by a school official. For High School transcripts, enter the name and contact information of the School official who verifies your academic record, such as a guidance counselor or registrar. Once you are finished, press the “Request Transcript Information” button to request a transcript.

Transcript information from school official: **Not started**

[Add School Official Information](#)

Please note: If you want to include additional transcripts from previous schools, please upload them to the Documents section. Check with your local Dollars for Scholars to see if unofficial transcripts are acceptable.

[Save and Continue](#) [Save and Go To Dashboard](#)

Reference Request

Marblehead Dollars for Scholars, Inc. requests you provide references.

Scholarships require the submission of a recommendation. Make sure you follow any instructions provided by your local Dollars for Scholars affiliate. Please enter the name and contact information of your selected reference. Once you are finished, press the “Request Recommendation” button to request a recommendation be completed.

Recommendation from Reference: **Not started**

[Add Reference Information](#)

[Save and Look for Scholarships](#) [Save and Go To Dashboard](#)

14. Having clicked on "Save and Look for Scholarships" you will be presented with the following screen. Click on the box "Verify Eligibility for All Scholarships." Then you can apply for our scholarship in the dialogue box. Click on "Apply" as shown below.

*Click **Verify Eligibility for All Scholarships** to see if there are any New Scholarships you match to.*

You have not completed the financial information requested by your chapter(s). If you do not complete this information, you will not be eligible for any needs based scholarships from them. Please go to the Financial Info section to complete the information.

[Verify Eligibility for All Scholarships](#)

Scholarship Applications Ready to Complete. If Questions or References button is highlighted red, please click and follow instructions. You must do this step BEFORE you are able to click the Apply button. **The apply button must be clicked BEFORE the close date in order to be eligible.**

NOTE: If you see a button that reads "no longer eligible", then your profile or the scholarship requirements have changed and you are no longer eligible for that scholarship. To check this, click the "Verify Eligibility for all Scholarships" button at the top of this page.

Scholarship	Close Date				
Marblehead Dollars for Scholars High School Awards -2018	05/01/2018	View	Questions	References	Apply No Longer Eligible

15. You will be prompted to confirm the submission. Click "Confirm" as shown below.

Once you submit your application, you can no longer edit the additional information and it signals the evaluation committee that you are ready to have your application reviewed.

By confirming this message you verify that the information you have included in your profile is accurate and that knowingly submitting false or inaccurate information can jeopardize your ability receive a scholarship.

[Confirm](#) [Cancel](#)

16. You are now officially entered into our application system. Your application will be considered complete once you have uploaded to your profile all of our required documents, listed on page one of these instructions.